

# Festival UKes



**UKULELES FOR THE MASSES**

# Contents

- A Word from Crusty
- People and their ukes
- Song book
  - I Wanna Be Like You
  - Me and Julio Down by the School Yard
  - Come On Eileen
  - No Rain
  - I Will Survive
- Chord Sheets
- Check Out
- Zen of the Uke



# A Word From Crusty

Brothers and sisters , I wanna see a sea of ukes out there... I want everybody to kick up some noise , I wanna hear some uke revolution... Brothers and sisters , the time has come for each and every one of you to put down your six stringed monster and join the worlds wide, four stringed, uke revolution! You must choose , brothers , you must choose. It takes five seconds , five seconds of decision , five seconds to realize your purpose here on the planet. It takes five seconds to realize that its time to move , it's time to get down with it. Brothers, it's time to testify. And I want to know - are you ready to testify ? Are you ready !!



I'll give you a testimonial: Fours strings, the truth and a Festival ukulele is all you need.

Amen

Crusty Uke Boy.



# People and Their Ukes



# Song Book

- I Wanna Be Like You  
The Sherman Brothers
- Me and Julio Down by the School Yard  
Paul Simon
- Come On Eileen  
Dexys Midnight Runners
- No Rain  
Blind Mellon
- I Will Survive  
Gloria Gaynor



# Check Out

[www.festivalukes.co.uk](http://www.festivalukes.co.uk)

[www.alligatorboogaloo.com](http://www.alligatorboogaloo.com)

[www.ukulele.org](http://www.ukulele.org)

[www.ukulelia.com/](http://www.ukulelia.com/)



# Zen of the Uke

*Every note, every chord played has a sweet spot.*

*Pick up your uke. Play a note*

*Now play the same note again pressing down harder on the fretboard.*

*Listen.*

*Now play the same note again with a different part of your thumb.*

*Listen*

*Now play the same note again but hold the uke away from your body.*

*Listen*

*Keep shifting hand position, the way you hold the uke and the way the note is struck until you find the perfect tone.*

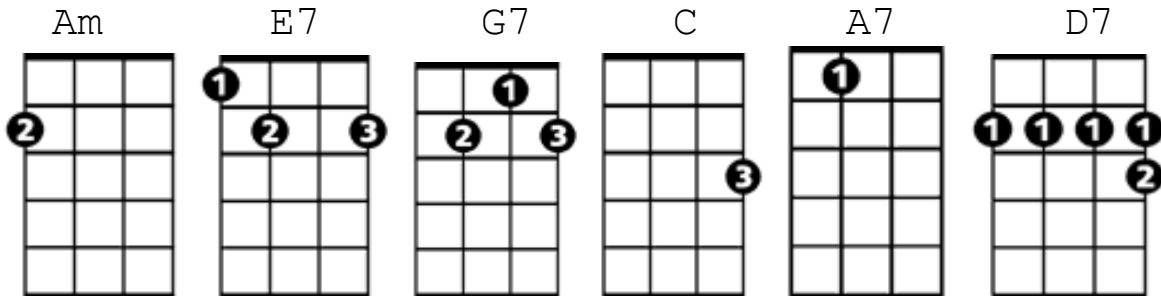
*Do this with every note you play, and every chord you play.*

*The perfect performance is one where every strum and every note rings true*

*Ukes played this way breathe softly even when at rest and wake singing.*



# I Wanna Be Like You



## Verse 1

Now [Am]I'm the king of the swingers  
Oh, the jungle VI[E7]P,  
I've reached the top and had to stop  
And that's what botherin' [Am]me.  
I wanna be a man, mancub,  
And stroll right into [E7]town  
And be just like the other men  
I'm tired of monkeyin' a[Am]round!

## Chorus:

[G7]Oh, [C]oo-bee-doo  
I wanna be like [A7]you  
I wanna [D7]walk like you,  
[G7]Talk like you [C]too.  
You'll [G7]see it's [C]true  
An ape like [A7]me  
Can [D7]learn to be [G7]human [C]too.

## Verse 2:

Now [Am]don't try to kid me, mancub  
I made a deal with [E7]you  
What I desire is man's red fire  
To make my dream come [Am]true.  
Give me the secret, mancub,  
Clue me what to [E7]do  
Give me the power of man's red flower  
So I can be like [Am]you.

## Chorus

# Me and Julio Down by the Schoolyard

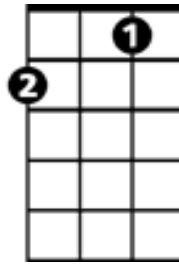
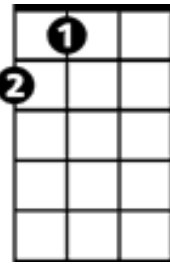
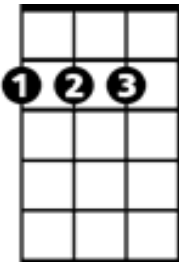
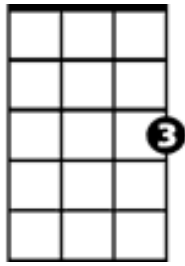
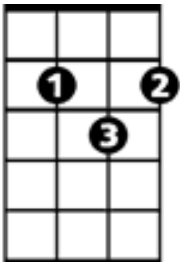
G

C

D

A

F



## Verse:

[G]Mama pajama rolled outta bed  
And she ran to the police sta[C]tion  
When [D]papa found out he began to shout  
And he started the investi[G]gation

It's against the [D]law, it was against the [G]law  
What did mama [D]saw, it was against the [G]law

[G]Now mama looks down and spits on the ground  
Every time the name gets men[C]tioned  
Papa said [D]"Oy! If I get that boy,  
I'm gonna stick him in the house of de[G]tention"

## Chorus:

Well I'm on my [C]way, I don't know [G]where I'm goin'  
I'm on my [C]way, I'm takin' my [G]time, but I [A]don't know  
[D]where

Goodbye [C]Rosie, the [F]queen of Co[G]rona  
Seein' [G]me and [F]Julio [C]down by the [D]school [G]yard  
Seein' [G]me and [F]Julio [C]down by the [D]school [G]yard

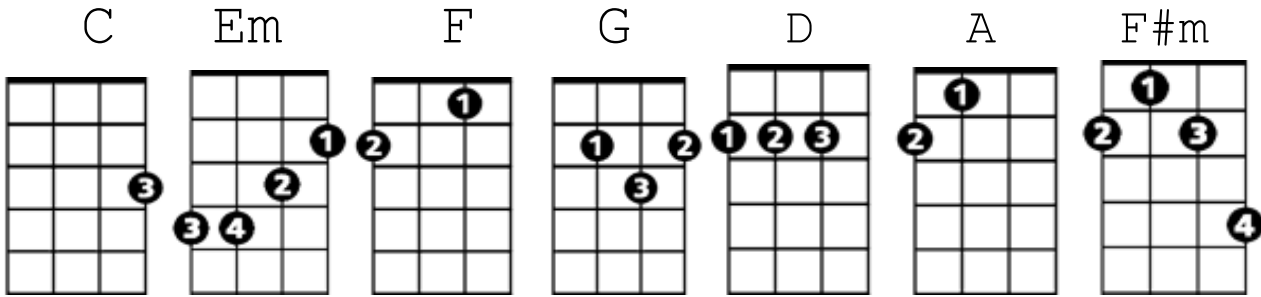
Whistling solo

## Verse:

Whoa  
[G]In a couple of days they come and take me away  
But the press let the story [C]leak  
And when the [D]radical priest come to get me released  
We was all on the cover of [G]Newsweek

## Chorus

# Come on Eileen



[C]Poor old Johnny [Em]Ray  
Sounded [F]sad upon the radio  
He moved a [C]million hearts in [G]mono  
[C]Our mothers [Em]cried  
And [F]sang along and who'd blame them? [C] [G]

[C]You're grown (so grown up)  
[Em]So grown (so grown up)  
[F]Now I must say more than ever [C] [G]  
[C]Toora loora [Em]toora loo rye [F]aye  
And we can [C]sing just like our [G]fathers

[D]Come on Eileen! Oh, I [F#m]swear (what he means)  
At this [Em]moment, you mean [G]every[A]thing  
With [D]you in that dress, my [F#m]thoughts I confess

Verge on [Em]dirty, ah come [G]on Ei[A]leen!

[C]These people round [Em]here  
Wear [F]beaten-down eyes  
Sunk in smoke-dried faces  
They're so re[C]signed to what their [G]fate is

But [C]not us (no never)  
No [Em]not us (no never)

[F]We are far too young and clever [C] [G]  
[C]Toora loora [Em]toora loo rye [F]aye  
Eileen, I'll [C]sing this tune for[G]ever

[D]Come on Eileen! Oh, I [F#m]swear (what he means)  
Ah come [Em]on, let's take off [G]every[A]thing  
That [D]pretty red dress .... Ei[F#m]leen (tell him  
yes)  
Ah, come [Em]on! Come [G]on Ei[A]leen!!!

[D]Please...

*(Start slow, then faster)*

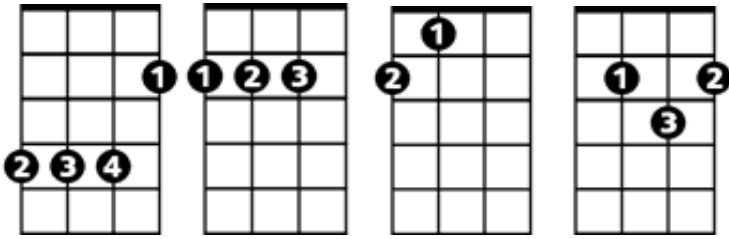
[D]Come on, Eileen, taloora [F#m]aye  
Eileen taloora [G]aye toora taloora [D] [A]

[D]Come on Eileen! Oh, I [F#m]swear (what he means)  
At this [Em]moment, you mean [G]every[A]thing  
With [D]you in that dress, my [F#m]thoughts I confess

Verge on [Em]dirty, ah come [G]on Ei[A]leen!

# No Rain

E D A G



## Verse 1:

[E] [E] [E] [D] [E] oooo[D]....[E]....[D]....[E]....oh[D]

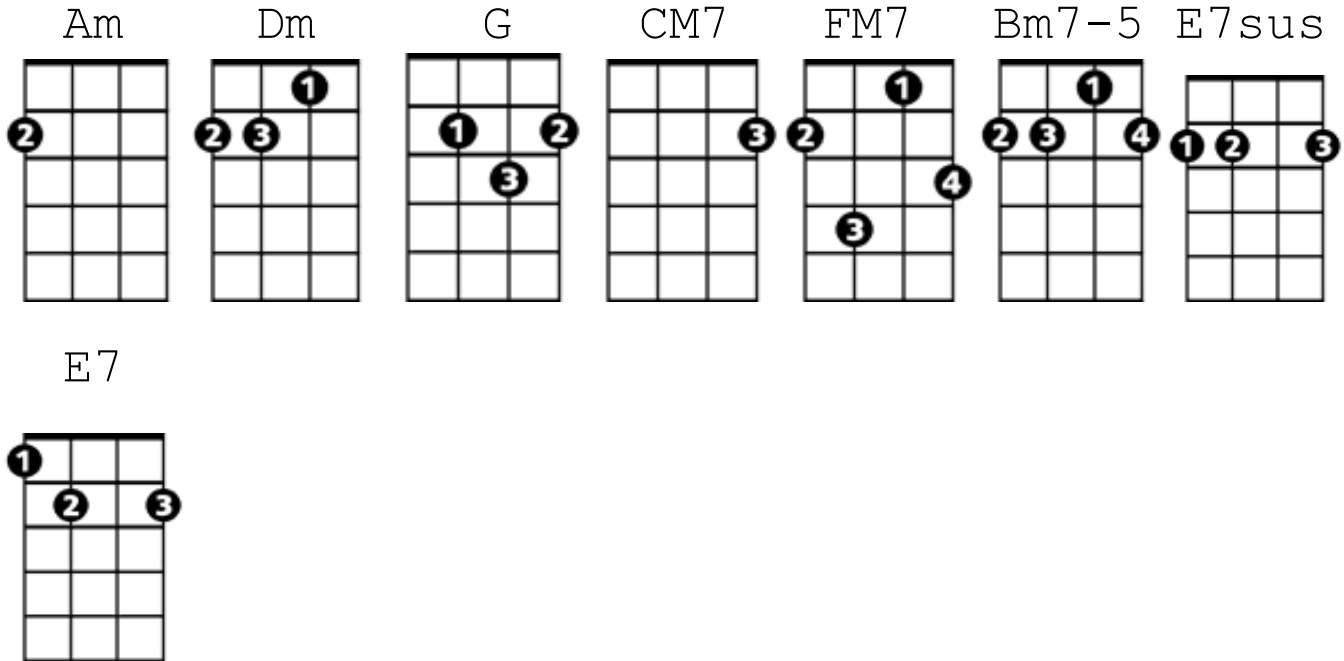
[E]All I can say is that my [D]life is pretty plain  
I [A]like watchin' the puddles [G]gather [E]rain  
And all I can do is just [D]pour some tea for two  
And [A]speak my point of view but [G]it's not [E]sane, it's  
not sane.

[E]I just want [D]someone to [E]say to me, [D]oh-oh-oh-oh  
[E]"I'll always [D]be there when you [E]wake." [D]  
[E]You know, I'd like to [D]keep my cheeks [E]dry today[D]  
[E]So stay with [D]me and I'll have it [E]made [D]

[E]And I don't understand why I [D]sleep all day  
And I [A]start to complain that [G]there's no [E]rain  
And all I can do is read a [D]book to stay awake  
It [A]rips my life away, but its a [G]great [E]escape...  
[E]Escape... [E]escape... [E]escape...

[E]All I can say is that my [D]life is pretty plain  
You don't [A]like my point of view. You [G]think that I'm  
in[E]sane  
[E]It's not sane... [E]It's not sane

# I Will Survive



At [Am]first I was afraid I was [Dm]petrified  
Kept thinkin' [G]I could never live without you [CM7]by my  
side  
But then I [FM7]spent so many nights  
Thinkin' [Bm7-5]how you did me wrong  
And I grew [E7sus]strong  
And I learned [E7]how to get along

And so you're [Am]back from outer [Dm]space  
I just walked [G]in to find you here with that sad [CM7]look  
upon your face  
I should have [FM7]changed that stupid lock  
I should have [Bm7-5]made you leave your key  
If I'd've [E7sus]known for just one second  
You'd be [E7]back to bother me

Go on now, [Am]go walk out the [Dm]door  
Just turn a [G]round now 'cause you're not [CM7]welcome  
anymore  
Weren't you the [FM7]one  
Who tried to [Bm7-5]hurt me with goodbye  
Did I [E7sus]crumble  
Did you think I'd [E7]lay down and die?

Oh

no, not [Am]I. I will sur[Dm]vive  
Oh as long as I know [G]how to love I [CM7]know I'll stay  
alive  
I've got [FM7]all my life to live  
I've got [Bm7-5]all my love to give  
And I'll sur[E7sus]vive  
I will sur[E7]vive

Hey [Am]hey

It took [Am]all the strength I had not to [Dm]fall apart  
Kept trying' [G]hard to mend the pieces of my [CM7]broken  
heart  
And I spent [FM7]oh so many nights  
Just feeling [Bm7-5]sorry for myself  
I used to [E7sus]cry  
But now I [E7]hold my head up high

And you see [Am]me somebody [Dm]new  
I'm not that [G]chained up little person still in [CM7]love  
with you,  
And so you [FM7]feel like droppin' in  
And just ex[Bm7-5]pect me to be free,  
Now I'm [E7sus]savin' all my lovin'  
For some[E7]one who's lovin' me

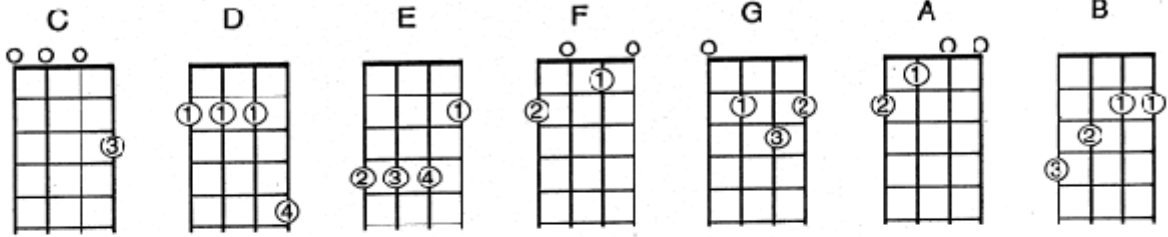
Go on now, [Am]go walk out the [Dm]door  
Just turn a[G]round now 'cause you're not [CM7]welcome  
anymore  
Weren't you the [FM7]one  
Who tried to [Bm7-5]hurt me with goodbye  
Did I [E7sus]crumble  
Did you think I'd [E7]lay down and die?

Oh no, not I. I will survive  
Oh as long as I know how to love I know I'll stay alive  
I've got all my life to live  
I've got all my love to give and I'll survive  
I will survive

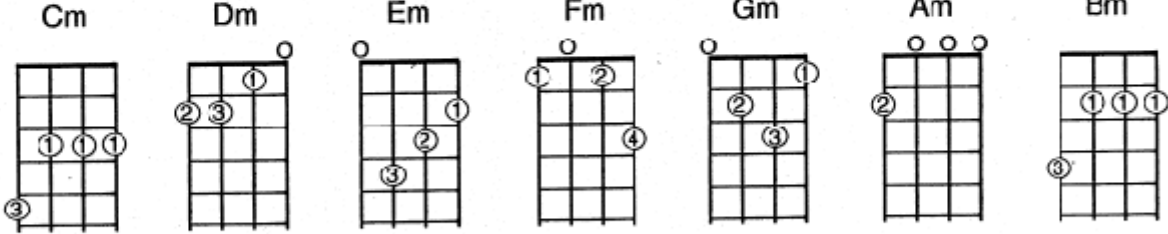
Hey [Am]hey

# UKULELE CHART

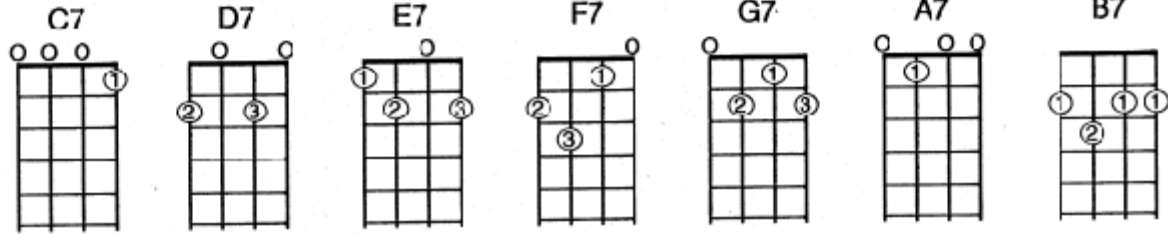
## MAJOR



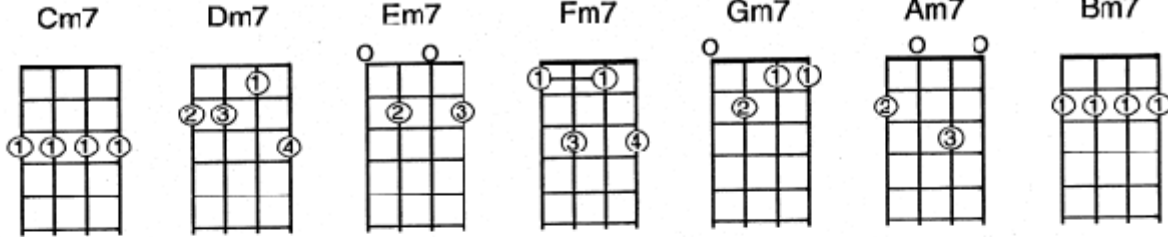
## MINOR



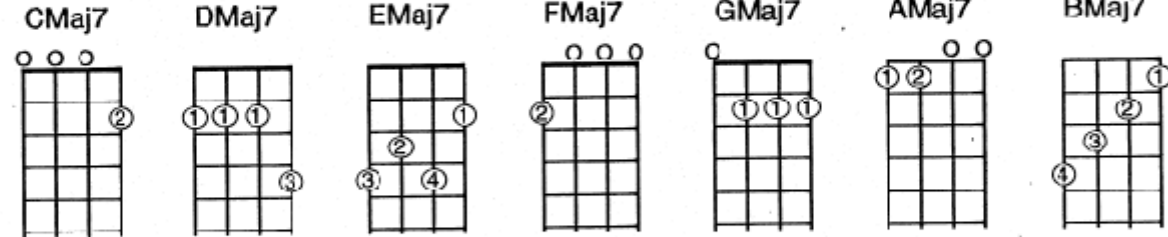
## SEVENTH



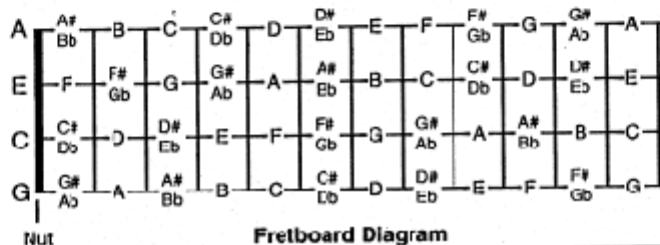
## MINOR SEVENTH



## MAJOR SEVENTH



Ukulele Tuning



## LEFT HAND FINGERING

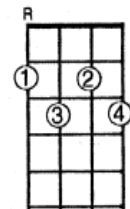
- ① -Index Finger
- ② -Middle Finger
- ③ -Ring Finger
- ④ -Little Finger

MAJOR	C#/Db	D#/Eb	F#/Gb	G#/Ab	A#/Bb	MOVABLE MAJOR CHORDS	
MINOR	C#m/Dbm	D#m/Ebm	F#m/Gbm	G#m/Abm	A#m/Bbm	MOVABLE MINOR CHORDS	
SEVENTH	C#7/Db7	D#7/Eb7	F#7/Gb7	G#7/Ab7	A#7/Bb7	MOVABLE SEVENTH CHORDS	
MINOR SEVENTH	C#m7/Dbm7	D#m7/Ebm7	F#m7/Gbm7	G#m7/Abm7	A#m7/Bbm7	MOVABLE MINOR SEVENTH CHORDS	
MAJOR SEVENTH	C#M7/DbM7	D#M7/EbM7	F#M7/GbM7	G#M7/AbM7	A#M7/BbM7	MOVABLE MAJOR SEVENTH CHORDS	

### USING THE CHART

Ukulele Chord Diagrams are a view of the ukulele fretboard showing the placement of your fingers. The vertical lines represent the four ukulele strings. The horizontal lines are the nut and the first five frets of the ukulele. Finger placement is shown by the numbered circles (see left hand fingering reference). A circle above a string indicates that the string is played open. Some chords have one finger playing more than one string. Movable Chords move up or down the fingerboard changing the chord name while retaining the same chord shape. To use the movable chords, simply establish the root of chord as indicated by the "r" above the string. The note that root finger is holding down is the letter name of the chord. Now refer to the fretboard diagram. As you move the chord up or down to the next chord position, the root finger establishes the new letter name of the chord.

Movable Diminished



Movable Augmented

